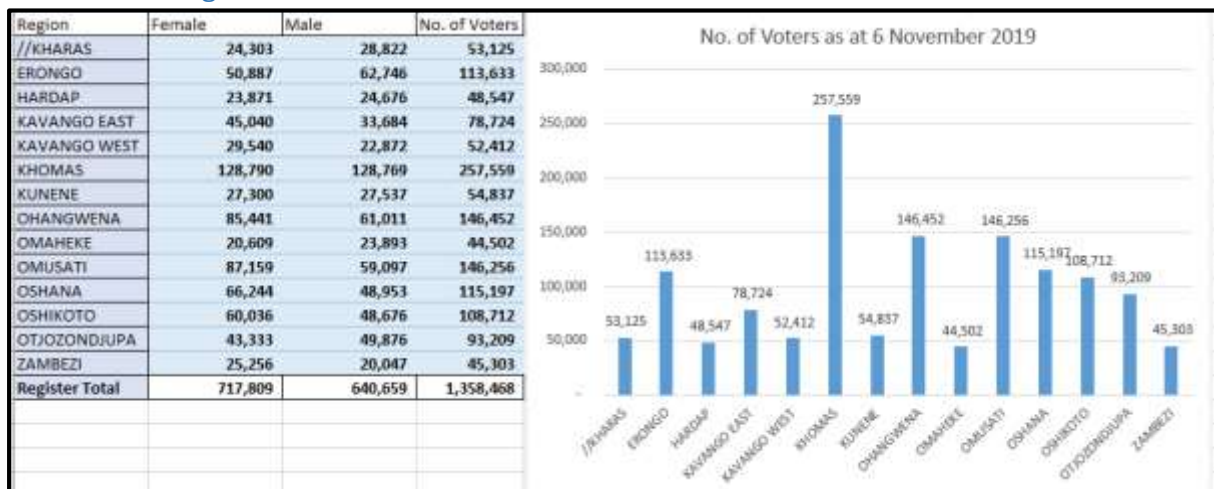


## Statistics for Namibian Voters Register as at 6 November 2019

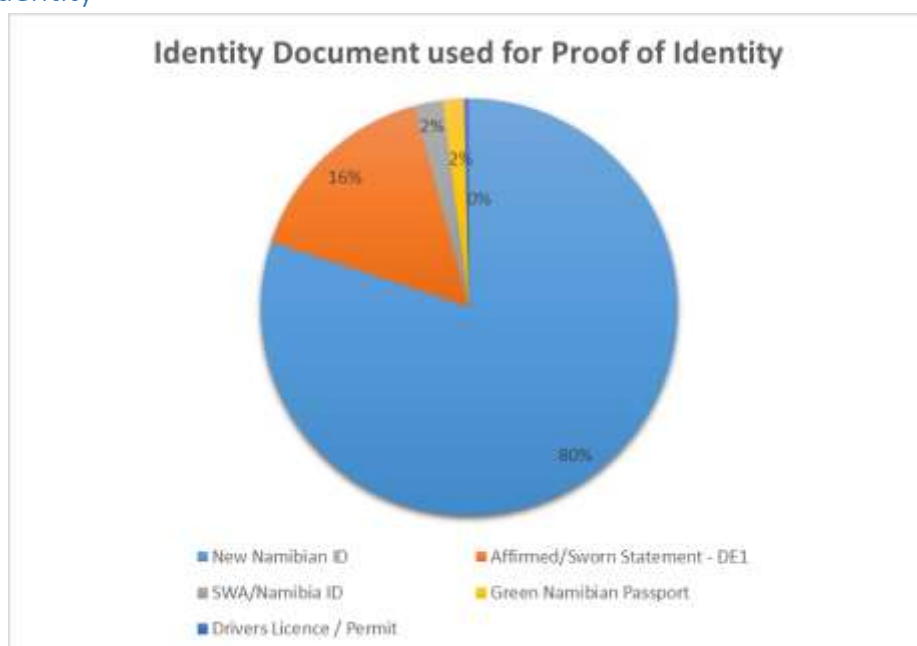
The Electoral Commission of Namibia (ECN) is presently preparing the Voters Register for use in the Presidential and National Assembly elections scheduled for 27 November 2019. The following statistics provides an overview of the Number of Registered Voters, Gender Breakdowns per Region and Constituency, as well as the Generational breakdown.

### Number of Registered Voters in Namibia



The registered voters are broken down by region with a column graph indicating differences in number and indicating the total number of voters registered per region.

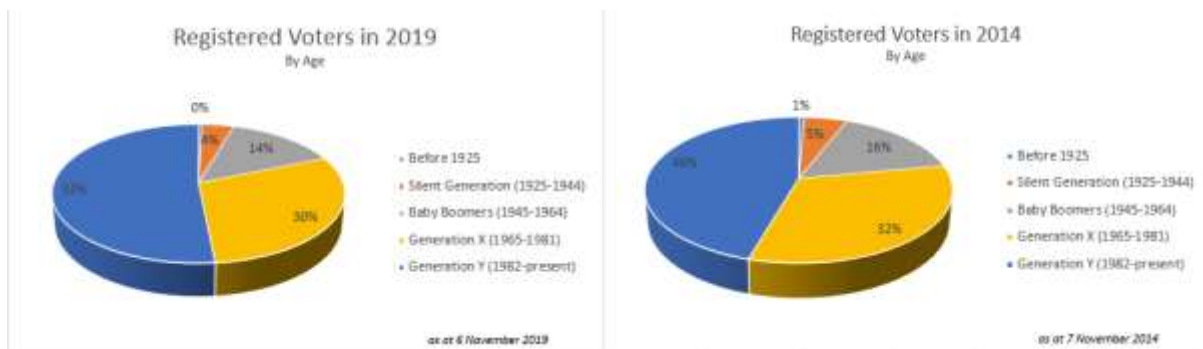
### Proof of Identity



## Registered Voters by Generation

This graphic shows the change in percentage of the different age groups of registered voters. It also indicates the number of Born-Frees, Millennials, and those who turned 18 since the previous registration.

	2019	2014
Before 1925	5,846	8,349
Silent Generation (1925-1944)	55,699	65,271
Baby Boomers (1945-1964)	192,877	200,271
Generation X (1965-1981)	403,398	402,597
Generation Y (1982-present)	700,648	564,706
<b>Total Voters</b>	<b>1,358,468</b>	<b>1,241,194</b>



## Voters per Region, Constituency and Gender

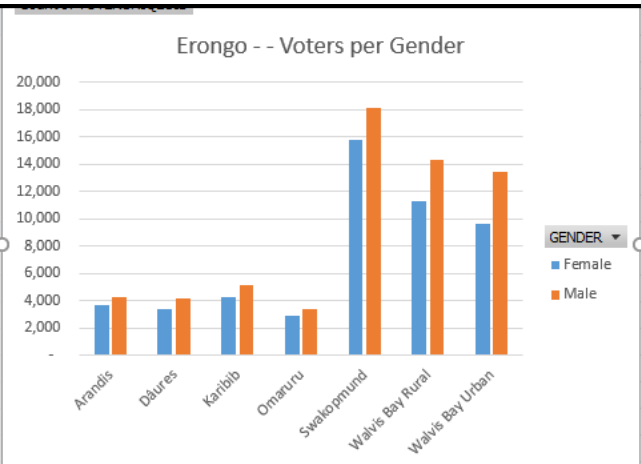
The Gender breakdown indicates the relationship between the genders in the make-up of a Regional and Constituency total.

//Kharas



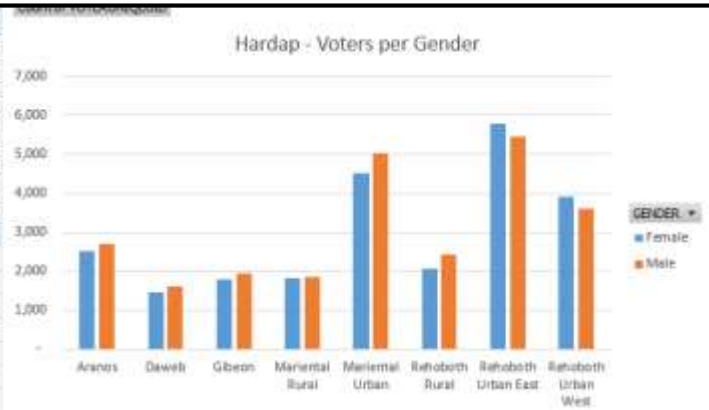
## Erongo

Row Labels	Female	Male	Grand Total
Arandis	3,641	4,253	7,894
Dãures	3,334	4,165	7,499
Karibib	4,243	5,094	9,337
Omaruru	2,924	3,392	6,316
Swakopmund	15,743	18,082	33,825
Walvis Bay Rural	11,333	14,341	25,674
Walvis Bay Urban	9,669	13,419	23,088
<b>Grand Total</b>	<b>50,887</b>	<b>62,746</b>	<b>113,633</b>



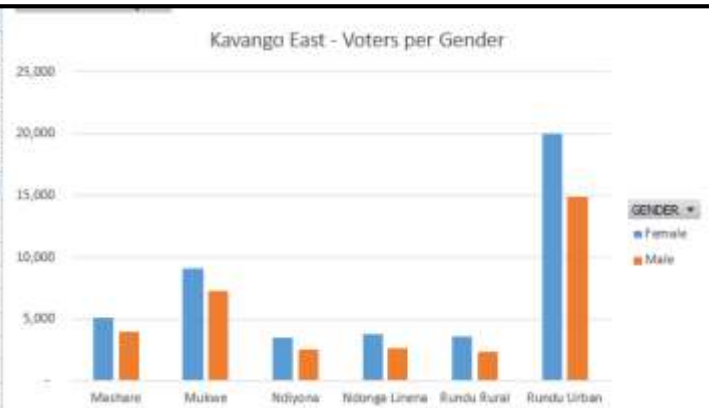
## Hardap

Row Labels	Female	Male	Grand Total
Aranos	2,523	2,705	5,228
Daweb	1,452	1,621	3,073
Gibeon	1,806	1,950	3,756
Mariental Rural	1,836	1,862	3,698
Mariental Urban	4,502	5,031	9,533
Rehoboth Rural	2,073	2,437	4,510
Rehoboth Urban East	5,774	5,466	11,240
Rehoboth Urban West	3,905	3,604	7,509
<b>Grand Total</b>	<b>23,871</b>	<b>24,676</b>	<b>48,547</b>

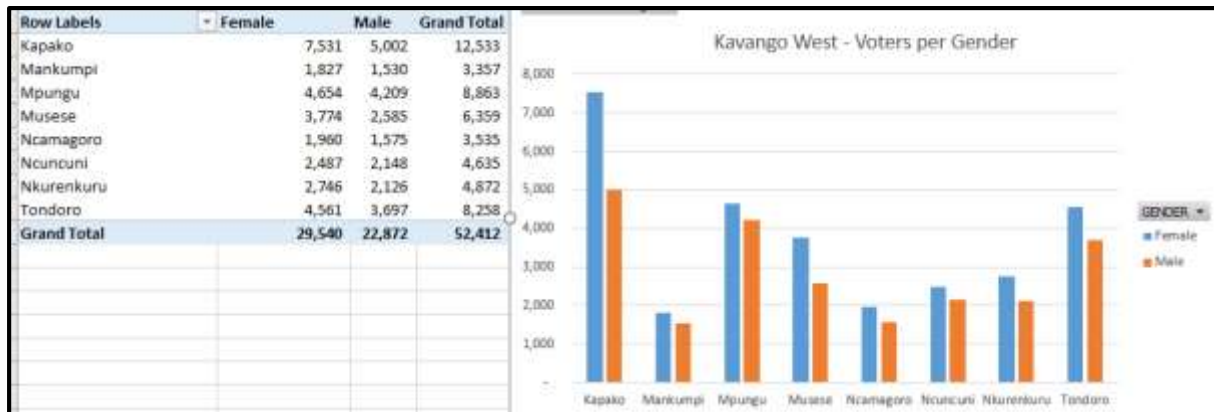


## Kavango East

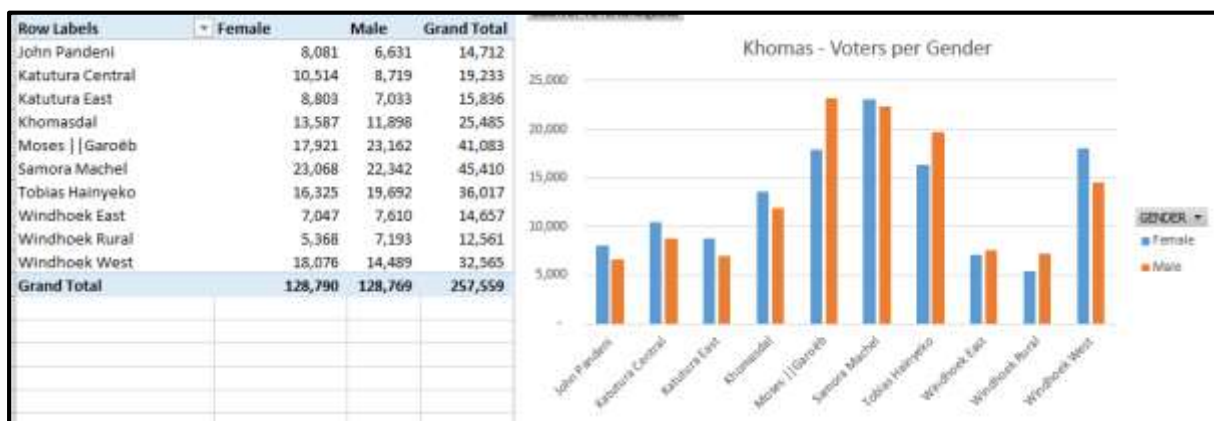
Row Labels	Female	Male	Grand Total
Mashare	5,087	3,962	9,049
Mukwe	9,107	7,255	16,362
Ndiyona	3,524	2,582	6,106
Ndonga Linena	3,766	2,641	6,407
Rundu Rural	3,549	2,387	5,936
Rundu Urban	20,007	14,857	34,864
<b>Grand Total</b>	<b>45,040</b>	<b>33,684</b>	<b>78,724</b>



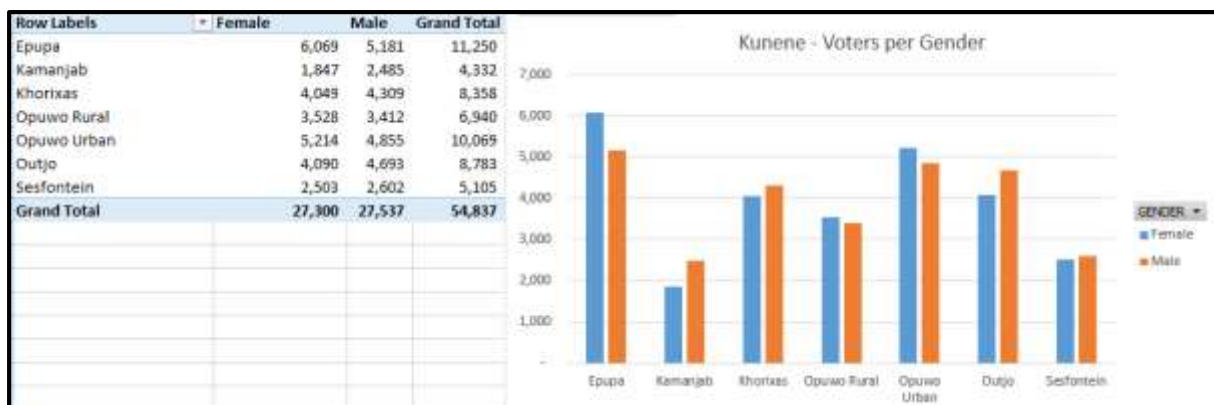
## Kavango West



## Khomas



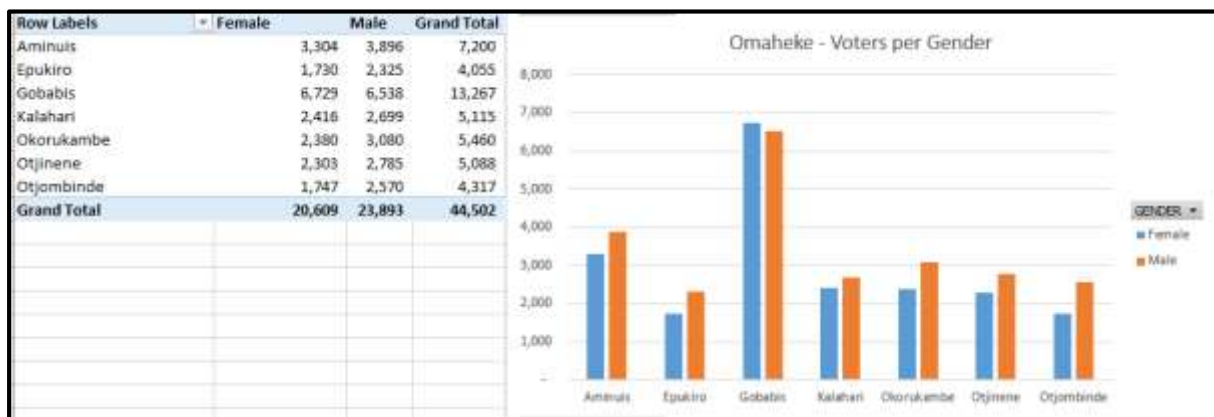
## Kunene



## Ohangwena



## Omaheke



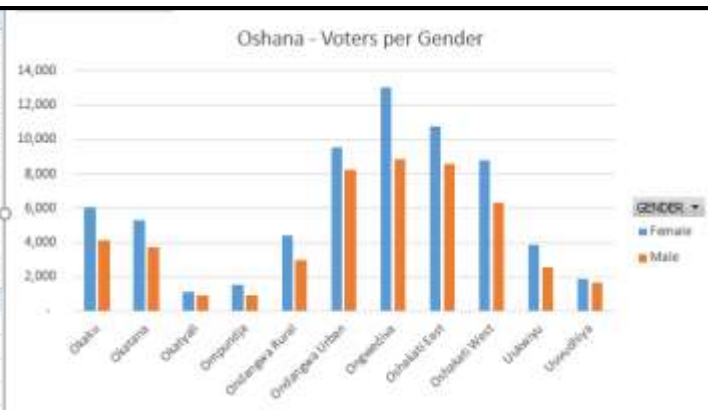
## Omusati





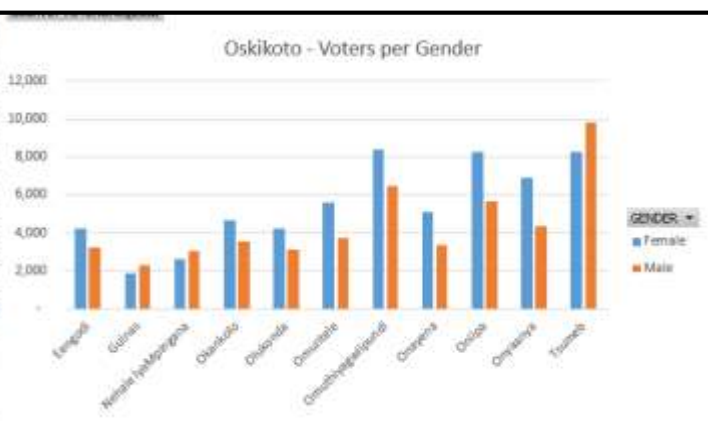
## Oshana

Row Labels	Female	Male	Grand Total
Okaku	6,084	4,132	10,216
Okatana	5,299	3,728	9,027
Okatyali	1,100	894	1,994
Ompundja	1,535	949	2,484
Ondangwa Rural	4,423	2,990	7,413
Ondangwa Urban	9,516	8,264	17,780
Ongwediva	13,002	8,837	21,839
Oshakati East	10,776	8,609	19,385
Oshakati West	8,782	6,329	15,111
Uukwiyu	3,869	2,577	6,446
Uuvudhiya	1,858	1,644	3,502
<b>Grand Total</b>	<b>66,244</b>	<b>48,953</b>	<b>115,197</b>



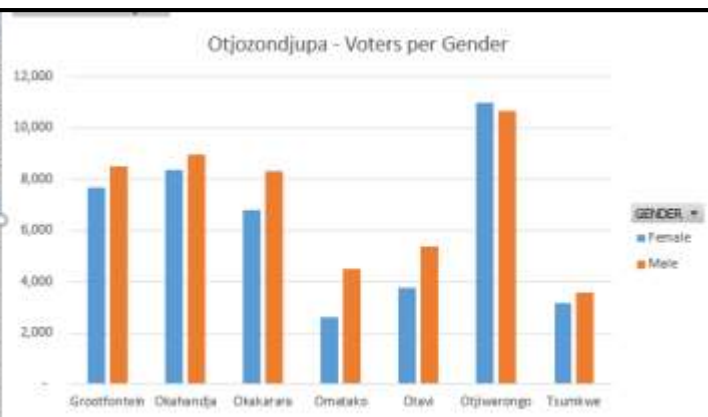
## Oshikoto

Row Labels	Female	Male	Grand Total
Eengodi	4,207	3,242	7,449
Guinas	1,866	2,325	4,191
Nehale lyaMpingana	2,636	3,064	5,700
Okankolo	4,666	3,532	8,198
Olukonda	4,241	3,120	7,361
Omuntele	5,584	3,746	9,330
Omuthiyagwiipundi	8,384	6,457	14,841
Onayena	5,079	3,358	8,437
Onilpa	8,263	5,646	13,909
Onyaanya	6,874	4,368	11,242
Tsumeb	8,236	9,818	18,054
<b>Grand Total</b>	<b>60,036</b>	<b>48,676</b>	<b>108,712</b>



## Otjozondjupa

Row Labels	Female	Male	Grand Total
Grootfontein	7,665	8,499	16,164
Okahandja	8,354	8,946	17,300
Okakarara	6,801	8,331	15,132
Omatako	2,603	4,496	7,099
Otavi	3,780	5,374	9,154
Otjiwarongo	10,989	10,655	21,644
Tsumkwe	3,141	3,575	6,716
<b>Grand Total</b>	<b>43,333</b>	<b>49,876</b>	<b>93,209</b>



# Zambezi

