



Electoral Commission of Namibia

Elections House
67-71 Van Rhijn Street
Windhoek North
Private Bag 13352
WINDHOEK
NAMIBIA

Telephone: 264-61-376200
Fax: 264-61-237618
WINDHOEK
www.ecn.na

MEDIA RELEASE

Enquiries: V. Hango
061 376244

To: ALL MEDIA HOUSES

From: 
Theo Mujoro
Chief Electoral & Referenda Officer



Date: 03rd November 2019

SUBJECT: FINAL STATISTICS OF NATIONAL VOTER REGISTER

The Electoral Commission of Namibia (ECN) has the pleasure of sharing with the electorate, political parties and the Namibian nation at large, statistical data on the final National Voter Register. The national voters' register for each constituency of every region has been completed and certified. The notice announcing the availability of the final voters' register is expected to be gazetted on 06th November 2019 in the Government Gazette as per section 36(1) (a) (i) of the Electoral Act, No. 5 of 2014.

The ECN successfully conducted a Supplementary Registration of Voters between 8th and 27th July 2019 and captured a primary figure of **271,193** eligible voters registered, inclusive of Namibians who registered abroad at Namibian Diplomatic Missions. Of these, **123,448** were new applicants and **147,745** were voters making corrections to their details.

The Provisional Voters Register (PVR) was displayed for inspection from 2nd – 6th September 2019. This process was conducted in accordance with Section 31 and 32 of the Electoral Act which requires the ECN to prepare, publish and display a PVR for public scrutiny and objections against the names of persons included therein. No objections were received by the Commission during this period. The National Voters Register before the conduct of the SRV as at 03rd July 2019 stood at **1,235,020**.

The preparation of the final voters' register required the execution of several integrity checks which included the Automatic Fingerprints Identification System (AFIS) matching to remove duplicate entries plus manual adjudications in the case of similar fingerprints as well as removal of deceased persons.

In terms of the statistics, inclusive of eligible voters that were registered during the SRV conducted between 8th and 27th July 2019, the total number of registered voters has increased from **1,235,020** to **1,358 468**. In total, there are **717,809** female registered voters and **640,659** male registered voters. Born Frees born (1990 onwards) make up **403,106** of the registered voters and Millennials born (2000 onwards) make up **8,623** of the registered voters.

The three regions with the highest registered voters are Khomas (**257, 559**), Ohangwena (**146 452**) and Omusati with (**146 256**). The regions with the lowest number of registered voters are Omaheke (**44 502**), Zambezi (**45 303**) and Hardap region with (**48 547**) registered voters.

Attached hereto, is an overview of the number of registered voters, gender breakdowns per region and constituencies as well as the generational breakdown.

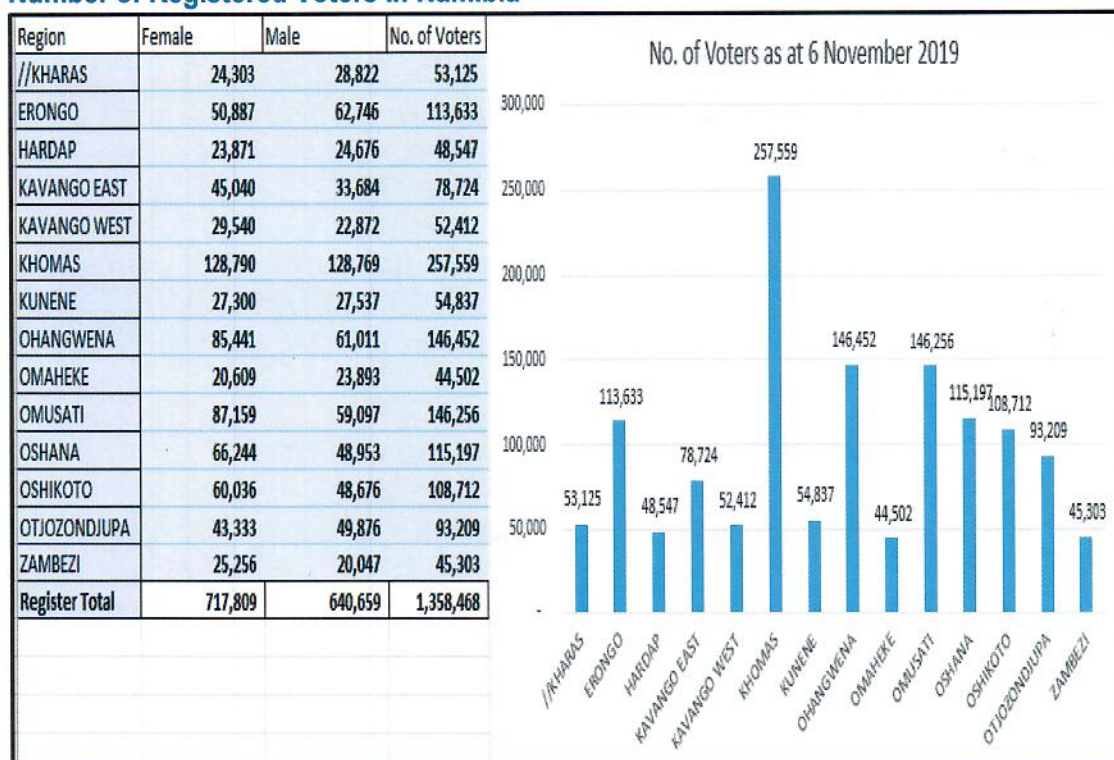


Electoral Commission of Namibia

Statistics for Namibian Voters Register

The Electoral Commission of Namibia (ECN) is presently preparing the Voters Register for use in the Presidential and National Assembly elections scheduled for 27th November 2019. The following statistics provides an overview of the Number of Registered Voters, Gender Breakdowns per Region and Constituency, as well as the Generational breakdown.

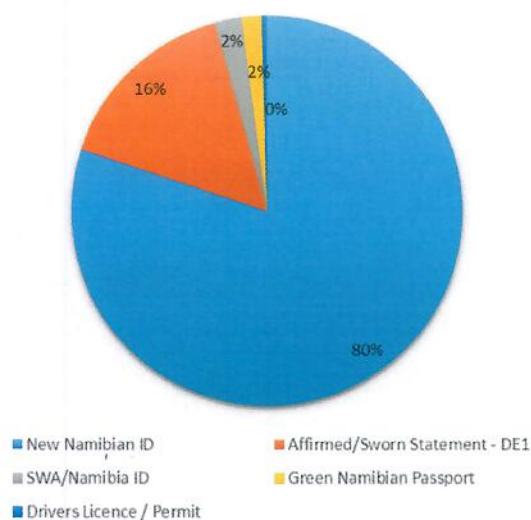
Number of Registered Voters in Namibia



The registered voters are broken down by region with a column graph indicating differences in number and indicating the total number of voters registered per region.

Documents used as Proof of Identity during voters registration

Identity Document used for Proof of Identity

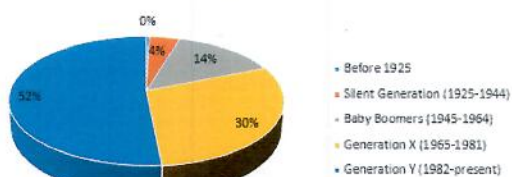


Registered Voters by Generation

This graphic shows the change in percentage of the different age groups of registered voters. It also indicates the number of Born-Frees, Millennials, and those who turned 18 since the previous registration.

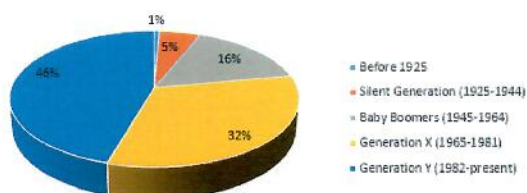
	2019	2014
Before 1925	5,846	8,349
Silent Generation (1925-1944)	55,699	65,271
Baby Boomers (1945-1964)	192,877	200,271
Generation X (1965-1981)	403,398	402,597
Generation Y (1982-present)	700,648	564,706
Total Voters	1,358,468	1,241,194

Registered Voters in 2019
By Age



as at 6 November 2019

Registered Voters in 2014
By Age



as at 7 November 2014

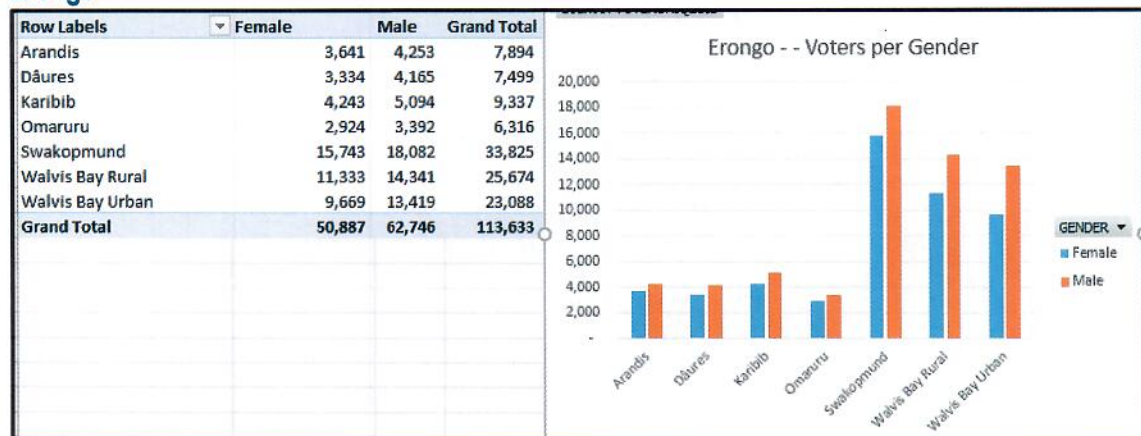
Voters per Region, Constituency and Gender

The Gender breakdown indicates the relationship between the genders in the make-up of a Regional and Constituency total.

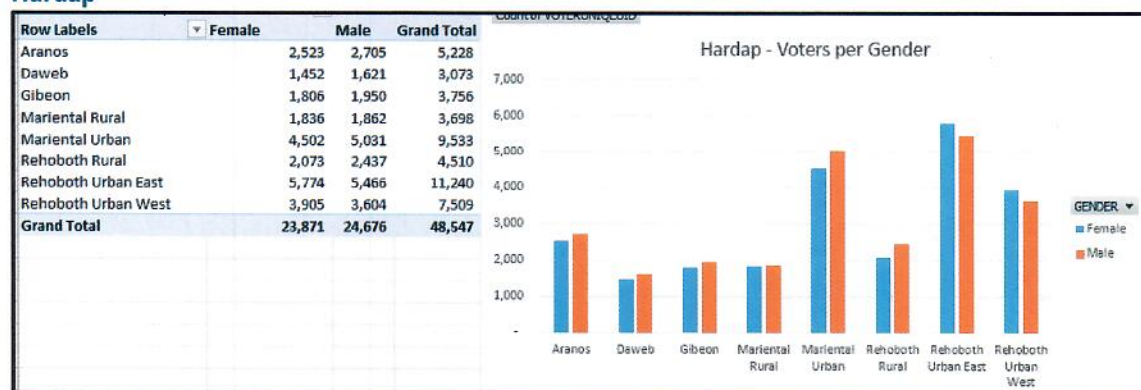
//Kharas



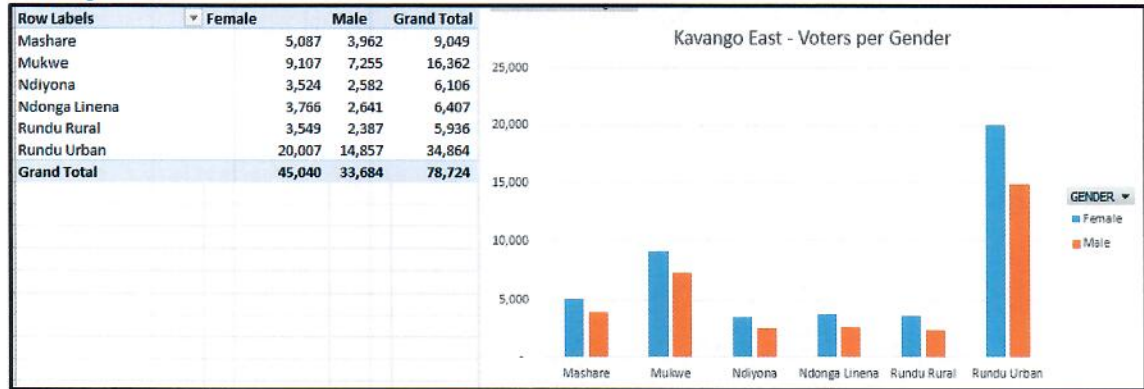
Erongo



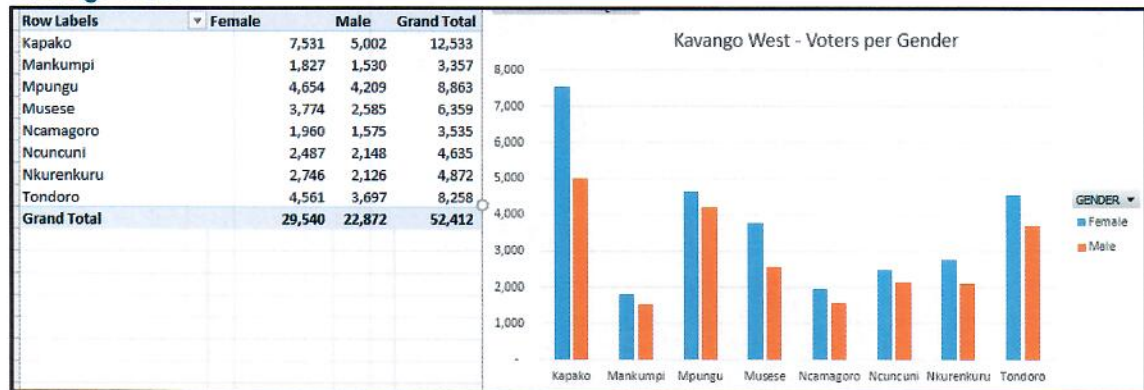
Hardap



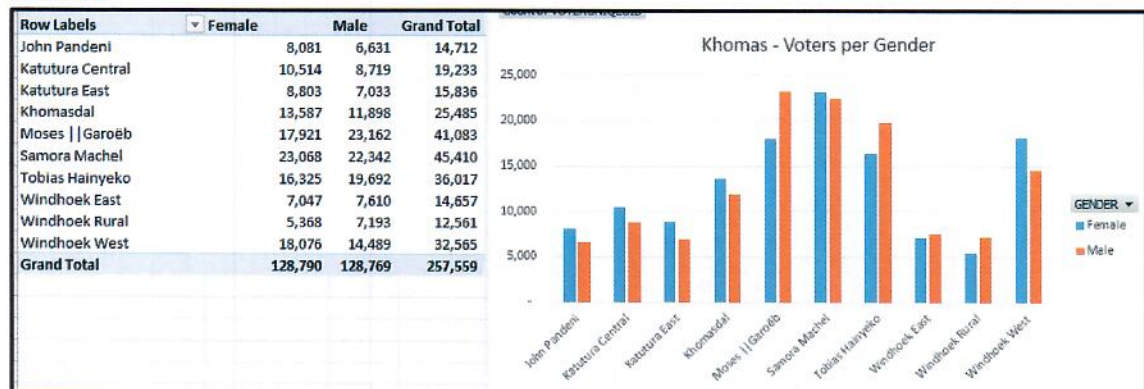
Kavango East



Kavango West

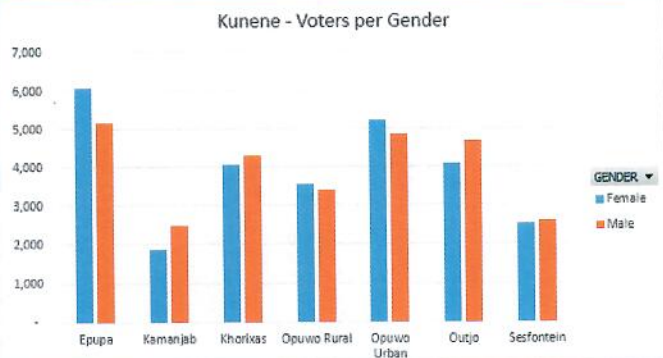


Khomas



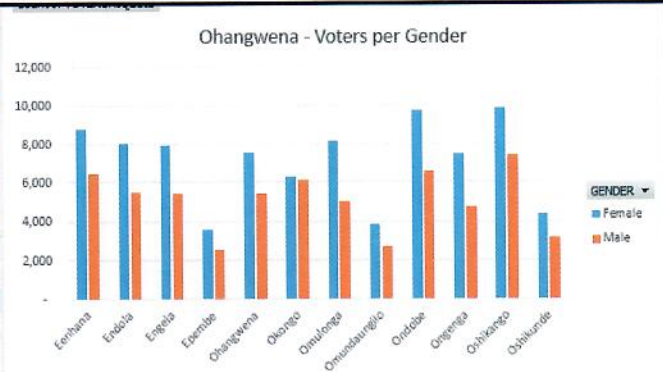
Kunene

Row Labels	Female	Male	Grand Total
Epupa	6,069	5,181	11,250
Kamanjab	1,847	2,485	4,332
Khorixas	4,049	4,309	8,358
Opuwo Rural	3,528	3,412	6,940
Opuwo Urban	5,214	4,855	10,069
Outjo	4,090	4,693	8,783
Sesfontein	2,503	2,602	5,105
Grand Total	27,300	27,537	54,837



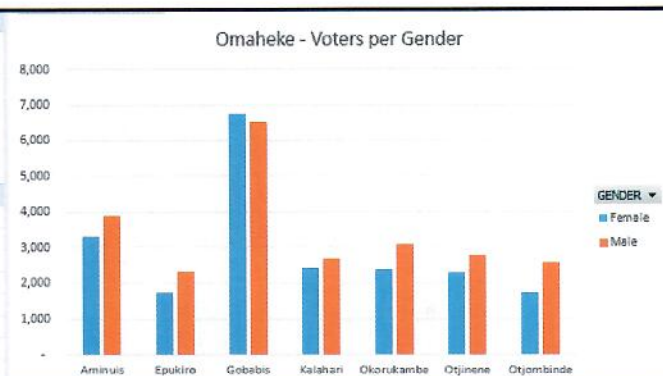
Ohangwena

Row Labels	Female	Male	Grand Total
Eenhana	8,747	6,420	15,167
Endola	8,048	5,468	13,516
Engela	7,917	5,409	13,326
Epembe	3,558	2,555	6,113
Ohangwena	7,536	5,429	12,965
Okongo	6,249	6,095	12,344
Omulonga	8,146	5,052	13,198
Omundaungilo	3,826	2,696	6,522
Ondobe	9,728	6,571	16,299
Ongenga	7,489	4,763	12,252
Oshikango	9,834	7,381	17,215
Oshikunde	4,363	3,172	7,535
Grand Total	85,441	61,011	146,452



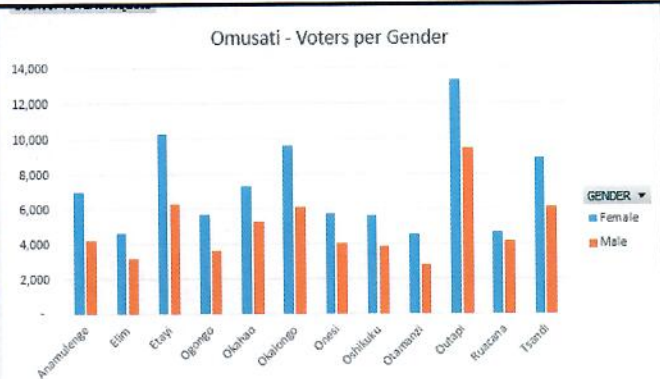
Omaheke

Row Labels	Female	Male	Grand Total
Aminuis	3,304	3,896	7,200
Epukiro	1,730	2,325	4,055
Gobabis	6,729	6,538	13,267
Kalahari	2,416	2,699	5,115
Okorukambe	2,380	3,080	5,460
Otjinene	2,303	2,785	5,088
Otjombinde	1,747	2,570	4,317
Grand Total	20,609	23,893	44,502



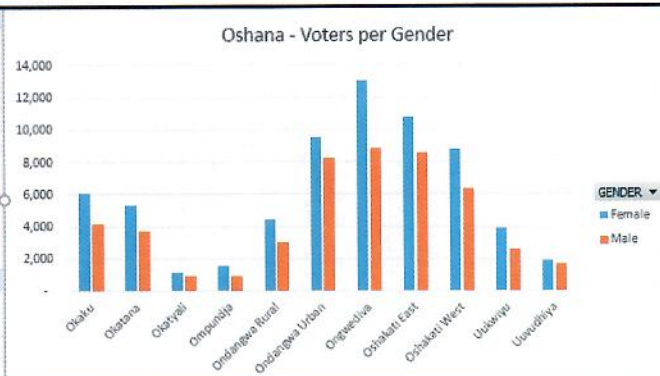
Omusati

Row Labels	Female	Male	Grand Total
Anamulenge	6,947	4,236	11,183
Elim	4,627	3,170	7,797
Etayi	10,284	6,272	16,556
Ogongo	5,673	3,591	9,264
Okahao	7,315	5,287	12,602
Okalongo	9,636	6,120	15,756
Onesi	5,745	4,013	9,758
Oshikuku	5,573	3,847	9,420
Otamanzi	4,538	2,783	7,321
Outapi	13,292	9,476	22,768
Ruacana	4,638	4,192	8,830
Tsandi	8,891	6,110	15,001
Grand Total	87,159	59,097	146,256



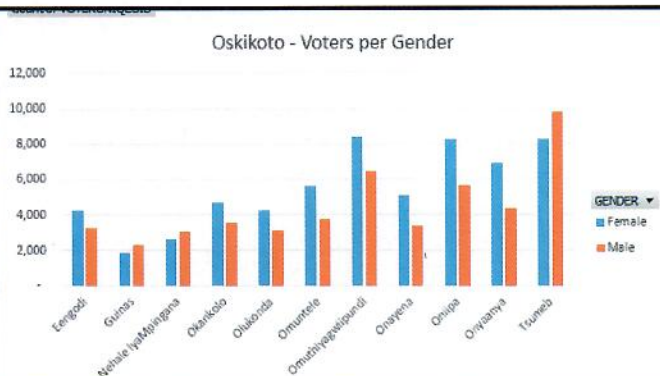
Oshana

Row Labels	Female	Male	Grand Total
Okaku	6,084	4,132	10,216
Okatana	5,299	3,728	9,027
Okatyali	1,100	894	1,994
Ompundja	1,535	949	2,484
Ondangwa Rural	4,423	2,990	7,413
Ondangwa Urban	9,516	8,264	17,780
Ongwediva	13,002	8,837	21,839
Oshakati East	10,776	8,609	19,385
Oshakati West	8,782	6,329	15,111
Uukwiyu	3,869	2,577	6,446
Uuvudhiya	1,858	1,644	3,502
Grand Total	66,244	48,953	115,197

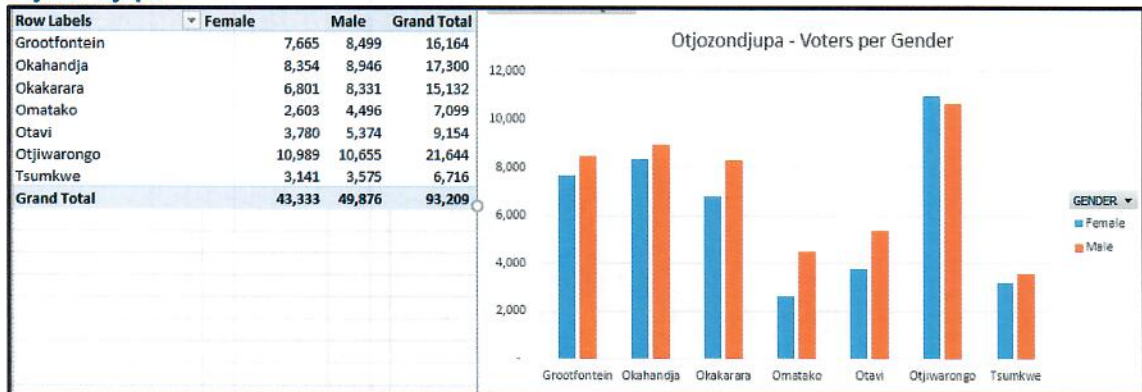


Oshikoto

Row Labels	Female	Male	Grand Total
Eengodi	4,207	3,242	7,449
Guinas	1,866	2,325	4,191
Nehale lyaMpingana	2,636	3,064	5,700
Okankolo	4,666	3,532	8,198
Olukonda	4,241	3,120	7,361
Omuntele	5,584	3,746	9,330
Omuthiyagwilipundi	8,384	6,457	14,841
Onayena	5,079	3,358	8,437
Onilpa	8,263	5,646	13,909
Onyaanya	6,874	4,368	11,242
Tsumeb	8,236	9,818	18,054
Grand Total	60,036	48,676	108,712



Otjozondjupa



Zambezi

